



# AVOIDING TRAGEDY

Muskoka Association  
Safe Water Lakes

Ontario Provincial Police

SGT. DAVE MOFFATT  
ONTARIO PROVINCIAL POLICE  
PROVINCIAL MARINE  
COORDINATOR

2023



# OPP Enforcement – 2023 YTD

| <b>Marine Enforcement</b>                  | <b>2023 YTD</b> | <b>2022</b> | <b>2021</b> | <b>% Change (2022 vs 2021)</b> |
|--|-----------------|-------------|-------------|--------------------------------|
| Approved Screening Device Tests            | 332             | 426         | 363         | ↑ 17%                          |
| Warn Range Suspensions                     | 39              | 68          | 65          | ↑ 8%                           |
| CC – General and Boating (e.g., Dangerous) | 52              | 39          | 9           | ↑ 433%                         |
| CC – Impaired Operation / 80 mgs and over  | 23              | 38          | 40          | ↓ 5%                           |
| Liquor Licence Control Act                 | 586             | 797         | 837         | ↓ 5%                           |
| Vessel Stops                               | 29319           | 31707       | 37713       | ↓ 16%                          |
| Marine Charges – CSA 2001                  | 1362            | 1526        | 1606        | ↓ 5%                           |
| Other Provincial / Federal Offences        | 188             | 255         | 270         | ↓ 5%                           |



# AVOIDING TRAGEDY

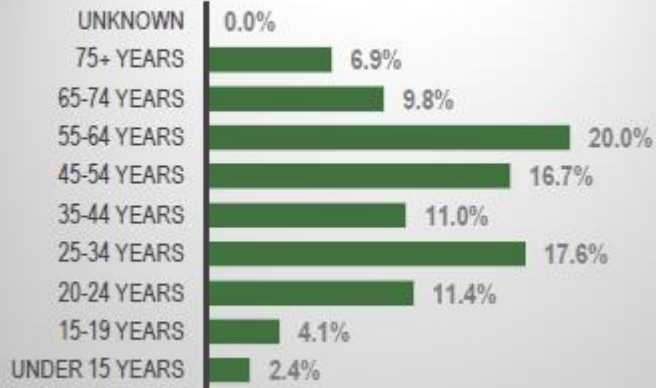


# AVOIDING TRAGEDY

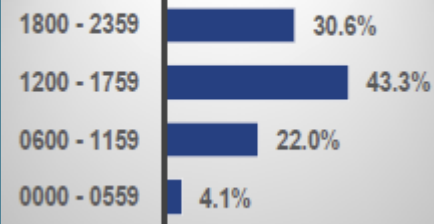


## General Statistics – 10 year trend

Ages of deceased victim



Time of Day



More 'Males' are the victims in boating fatalities



8%

92%



31% of boating fatalities involve alcohol and/or drug

3.2% Impaired



# No Lifejacket/PFD Excuses

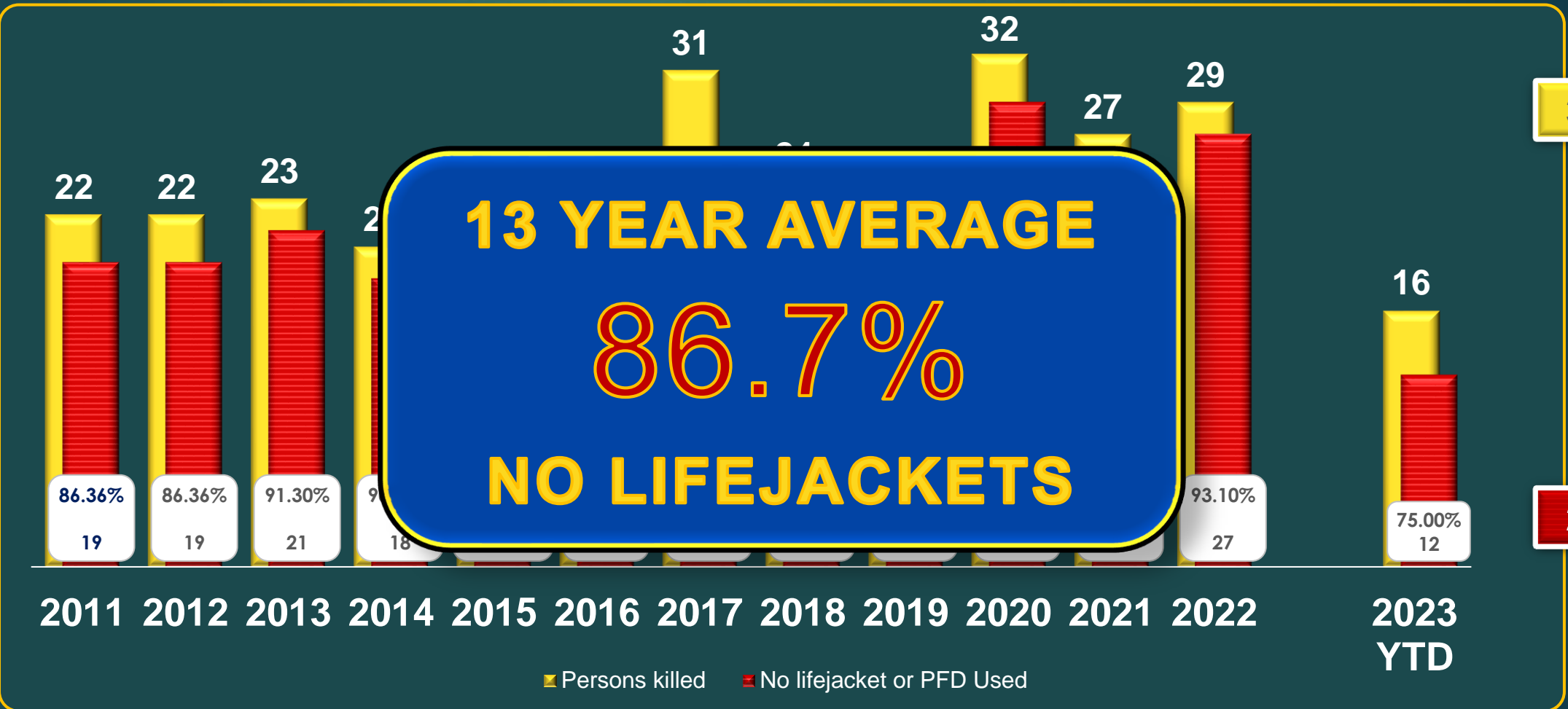
## 28 years of policing

- I am a good swimmer
- I just live right there
- It doesn't fit well
- I get a bad tan
- I never see the police here
- I don't have to wear it
- I have been boating in this lake for years
- They are under the seat/bow

- I live around the corner
- They were here yesterday
- They are in the other boat we have
- First trip of the season
- My "help" gets the boat ready
- I thought the marina would do it
- Its my friend's boat – not sure where they are



# Marine Fatalities – 13 years



305

265



# Fatalities



FALL OVERBOARD  
39.5% (86)

RUN AGROUND  
0.5% (1)

CAPSIZING  
40.8% (89)

SINKING  
1.8% (4)

## Statistics - last 8 years (including 2023 YTD)

COLLISION  
(WITH VESSEL OR  
OBJECT)  
10.2% (22)

STRUCK BY  
MOTOR  
1% (2)



OTHER  
4.1% (9)

FLOODING  
SWAMPING  
1.8% (4)



# Fatalities

**Incl – PI and PD  
(357)**

**FALL OVERBOARD  
39.7% (85)**

**6.2% (22)**

**RUN AGROUND  
0.5% (1)**

**8.2% (29)**



**CAPSIZING  
41.1% (88)**

**1% (3)**

**SINKING  
1.8% (4)**

**0.3% (1)**

## Statistics - last 8 years (including 2023 YTD)

**COLLISION  
(WITH VESSEL OR  
OBJECT)  
9.3% (20)**

**76.5% (270)**

**STRUCK BY  
MOTOR  
1% (2)**

**1.7% (6)**



**OTHER  
4.6% (10)**

**5.7% (20)**

**FLOODING  
SWAMPING  
1.8% (4)**

**0.6% (6)**





# Fatalities

Incl – PI and PD  
(357)

FALL OVERBOARD  
39.7% (85)

RUN AGROUND  
0.5% (1)

6.2% (22)

8.2% (29)

## 2023 - Fatalities

|                    |     |
|--------------------|-----|
| Fall Overboard     | - 8 |
| Capsize            | - 6 |
| Collision (vessel) | - 2 |

CAPSIZING  
41.1% (88)

SINKING  
1.8% (4)

1% (3)

0.3% (1)

COLLISION  
(WITH VESSEL OR  
OBJECT)  
9.3% (20)

STRUCK BY  
MOTOR  
1% (2)

76.5% (270)


1.7% (6)

OTHER  
4.6% (10)

FLOODING  
SWAMPING  
1.8% (4)

5.7% (20)

0.6% (6)





# Marine Fatalities by length of vessel - Last 10 years (inc. 2023 YTD) -



Vessels 6 Meters or under  
**226 (86.6%)**



Vessels over 6 Meters  
**20 (7.7%)**

Size of vessel not indicated  
**15 (5.7%)**



# Marine Fatalities by length of vessel

## - Last 10 years (inc. 2023 YTD) -

Vessels 6 Meters or less  
226

|         |           |     |
|---------|-----------|-----|
| 10 year | Motorized | 35% |
|         | Canoe     | 26% |
|         | Kayak     | 10% |
|         | PWC       | 5%  |
|         | SUP       | 3%  |



Vessels over 6 meters  
(7.7%)

|      |           |   |
|------|-----------|---|
| 2023 | Motorized | 5 |
|      | Canoe     | 5 |
|      | Kayak     | 2 |
|      | PWC       | 3 |
|      | Rowboat   | 1 |

vessel not indicated  
15 (5.7%)



# ONE **BOATER** WILL **DROWN** EACH DAY DURING BOATING SEASON THIS **YEAR!**\*

**COULD YOU SURVIVE THE SURPRISE  
OF AN ACCIDENTAL FALL OVERBOARD?**



**WEARING a LIFEJACKET is the first  
step to SURVIVE the SURPRISE.**  
*Scan to see what really happens.*



Canadian Safe Boating Council  
Conseil canadien de la sécurité nautique



[ShockFactor.ca](http://ShockFactor.ca)

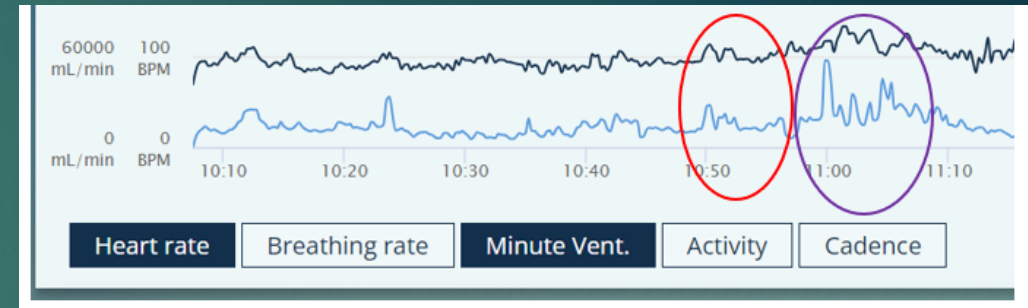


Public Safety Sécurité publique  
Canada  
Funded through the Speech and Hearing  
New Brunswick Fund (SAR NF)

\* Based on historical drowning reports in Canada from Lifesaving Society.

# The Shock Factor

(involuntary immersion research)



- Increased Heart Rate
- Increased Breathing
- Involuntary (uncontrolled) Gasp
  - Water ingestion?
- Panic and Anxiety Increase

## Respect the Water



Canadian Safe Boating Council  
Conseil canadien de la sécurité nautique





Wear your  
lifejacket or PFD

**RESPECT**  
the Water

Don't cruise with  
booze (or drugs)



# Good Decisions



Plan ahead

Cold Water  
Smart

Get  
passengers  
engaged

Be a good  
Operator



# Questions?

